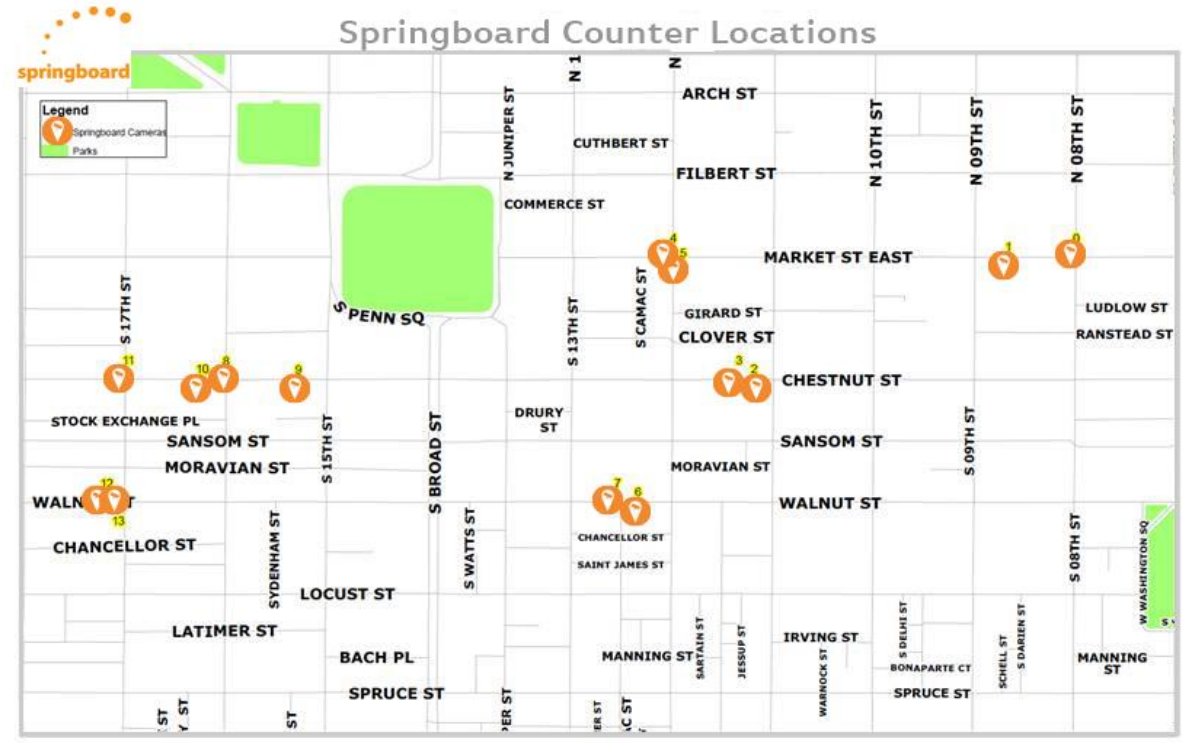


Map of Counting Locations



Example Camera Positions



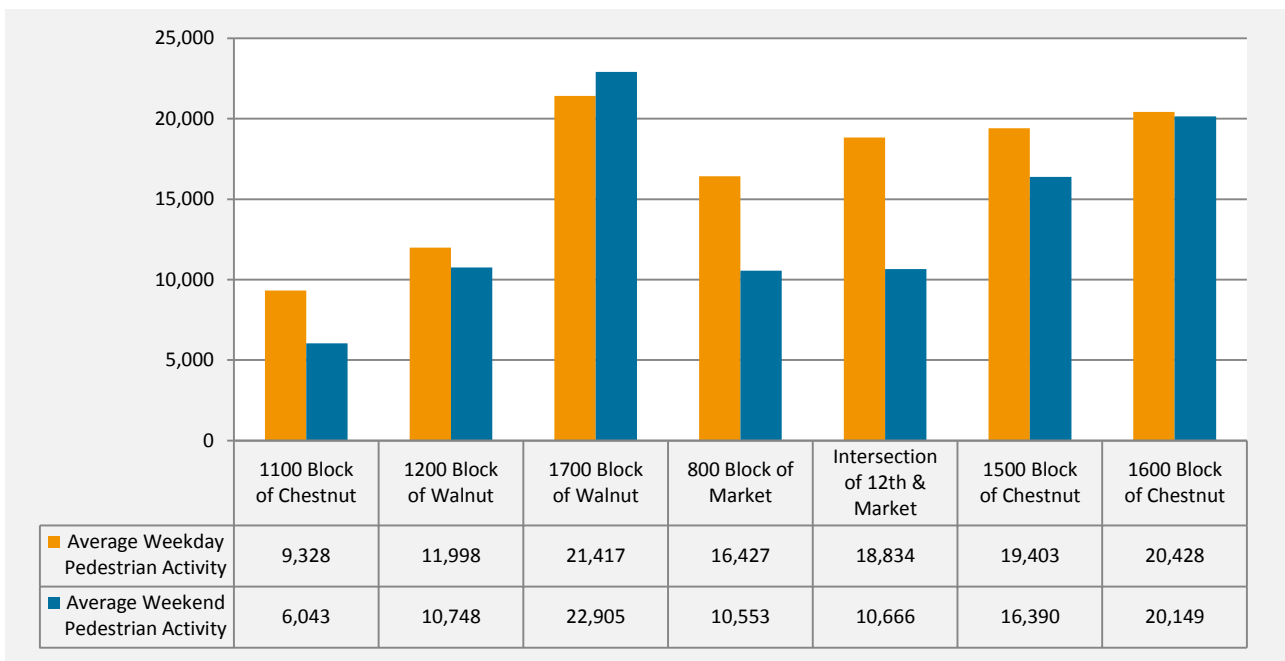


Headlines for February 2012

Pedestrian activity in Center City Philadelphia was up ▲ 8.5% compared to last month

Pedestrian activity in Center City Philadelphia was up compared to same month last year

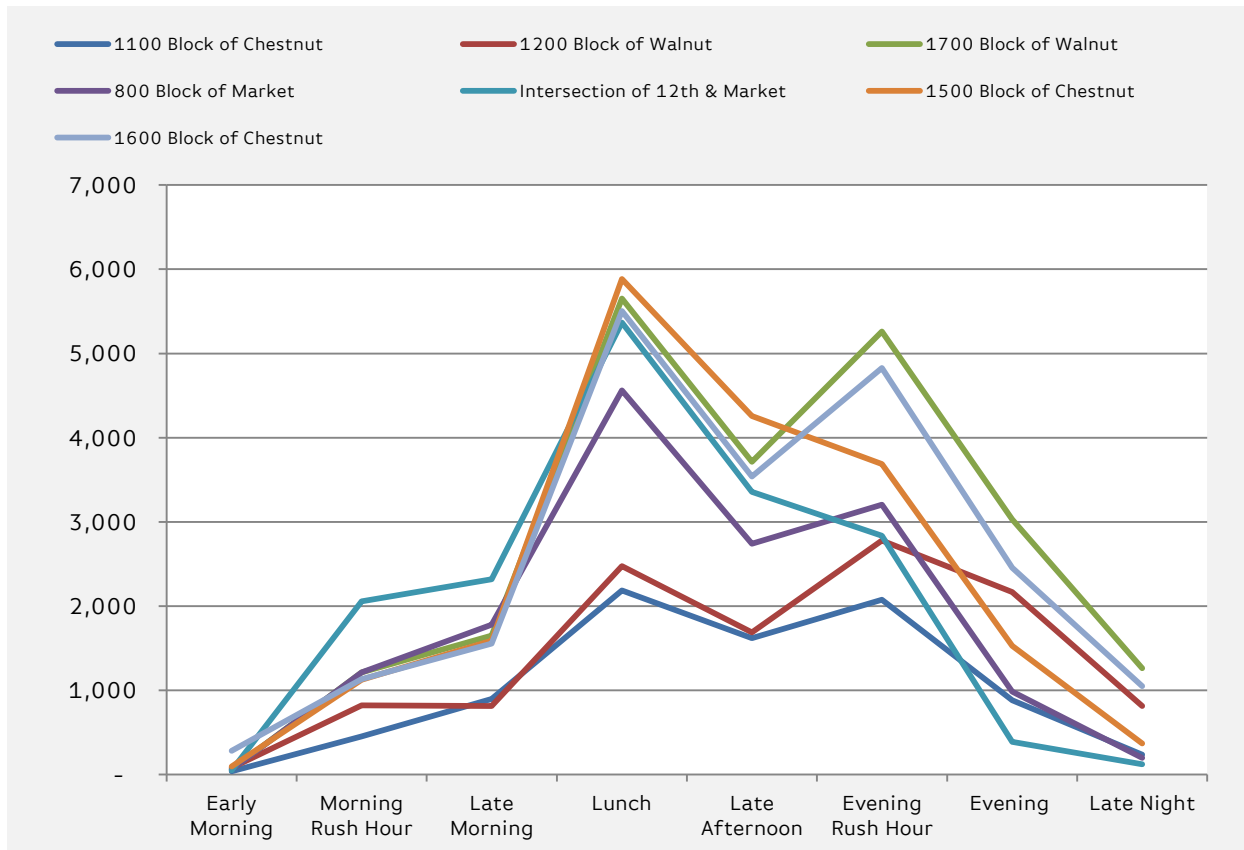
Average Daily Pedestrian Count – February 2012



	Average Weekday Pedestrian Activity		Average Weekend Pedestrian Activity	
	2012	2011	2012	2011
1100 Block of Chestnut	9,328	-	6,043	-
1200 Block of Walnut	11,998	-	10,748	-
1700 Block of Walnut	21,417	-	22,905	-
800 Block of Market	16,427	-	10,553	-
Intersection of 12th & Market	18,834	-	10,666	-
1500 Block of Chestnut	19,403	-	16,390	-
1600 Block of Chestnut	20,428	-	20,149	-



Average Daily Pedestrian Count by Time of Day
February 2012



	1100 Block of Chestnut		1200 Block of Walnut		1700 Block of Walnut		800 Block of Market		Intersection of 12th & Market		1500 Block of Chestnut		1600 Block of Chestnut	
	2012	2011	2012	2011	2012	2011	2012	2011	2012	2011	2012	2011	2012	2011
Early Morning	40	-	81	-	64	-	63	-	52	-	97	-	282	-
Morning RH*	454	-	821	-	1,213	-	1,214	-	2,056	-	1,128	-	1,134	-
Late Morning	897	-	816	-	1,649	-	1,778	-	2,321	-	1,590	-	1,556	-
Lunch	2,184	-	2,473	-	5,652	-	4,562	-	5,366	-	5,882	-	5,504	-
Late Afternoon	1,620	-	1,689	-	3,715	-	2,740	-	3,357	-	4,256	-	3,538	-
Evening RH*	2,076	-	2,778	-	5,260	-	3,205	-	2,837	-	3,689	-	4,827	-
Evening	881	-	2,168	-	3,029	-	986	-	388	-	1,529	-	2,457	-
Late Night	236	-	813	-	1,261	-	201	-	123	-	371	-	1,050	-

Time of Day Key

Early morning: 4am-6am

Morning RH: 6am-9am

Late Morning: 9am-11am

Lunch: 11am-2pm

Late Afternoon: 2pm-4pm

Evening RH: 4pm-7pm

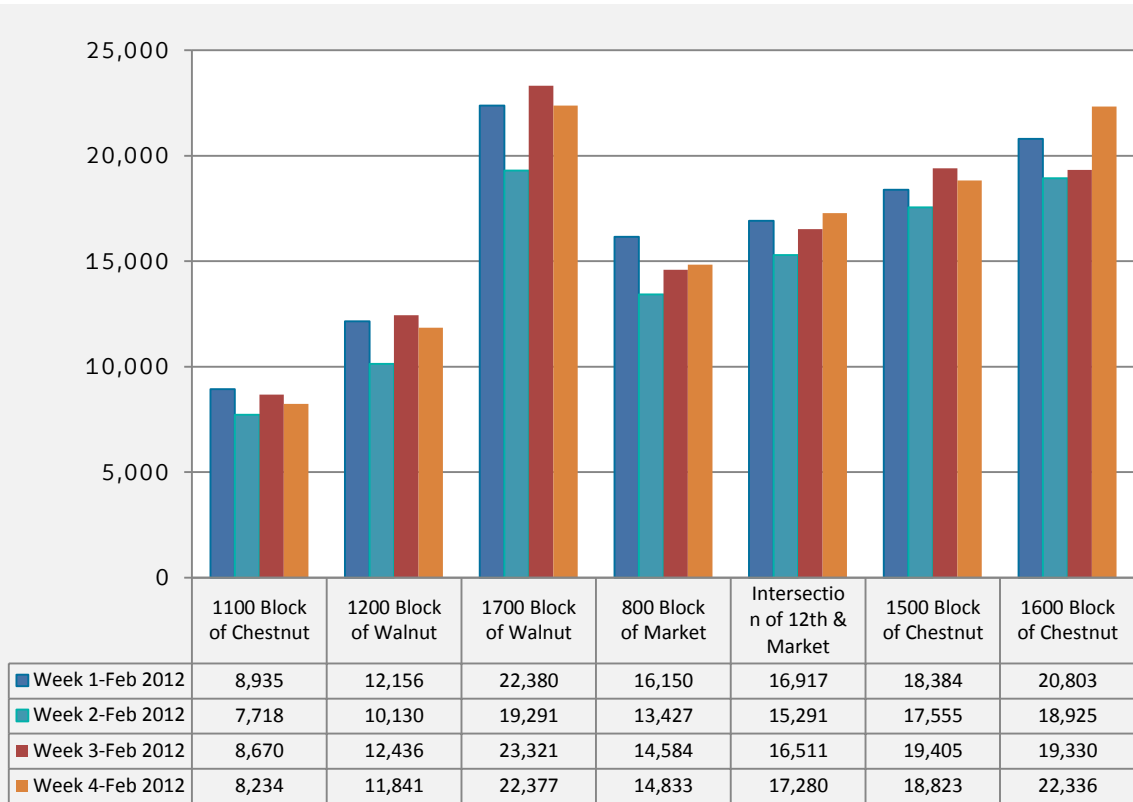
Evening: 7pm-11pm

Late Night: 11pm-4am

*N.B. RH stands for Rush Hour



Average Pedestrian Count by Week-February 2012



	Week 1-Feb 2012		Week 2-Feb 2012		Week 3-Feb 2012		Week 4-Feb 2012	
	2012	2011	2012	2011	2012	2011	2012	2011
1100 Block of Chestnut	8,935	-	7,718	-	8,670	-	8,234	-
1200 Block of Walnut	12,156	-	10,130	-	12,436	-	11,841	-
1700 Block of Walnut	22,380	-	19,291	-	23,321	-	22,377	-
800 Block of Market	16,150	-	13,427	-	14,584	-	14,833	-
Intersection of 12th & Market	16,917	-	15,291	-	16,511	-	17,280	-
1500 Block of Chestnut	18,384	-	17,555	-	19,405	-	18,823	-
1600 Block of Chestnut	20,803	-	18,925	-	19,330	-	22,336	-



Average Daily Pedestrian Count by Day of the Week – February 2012

