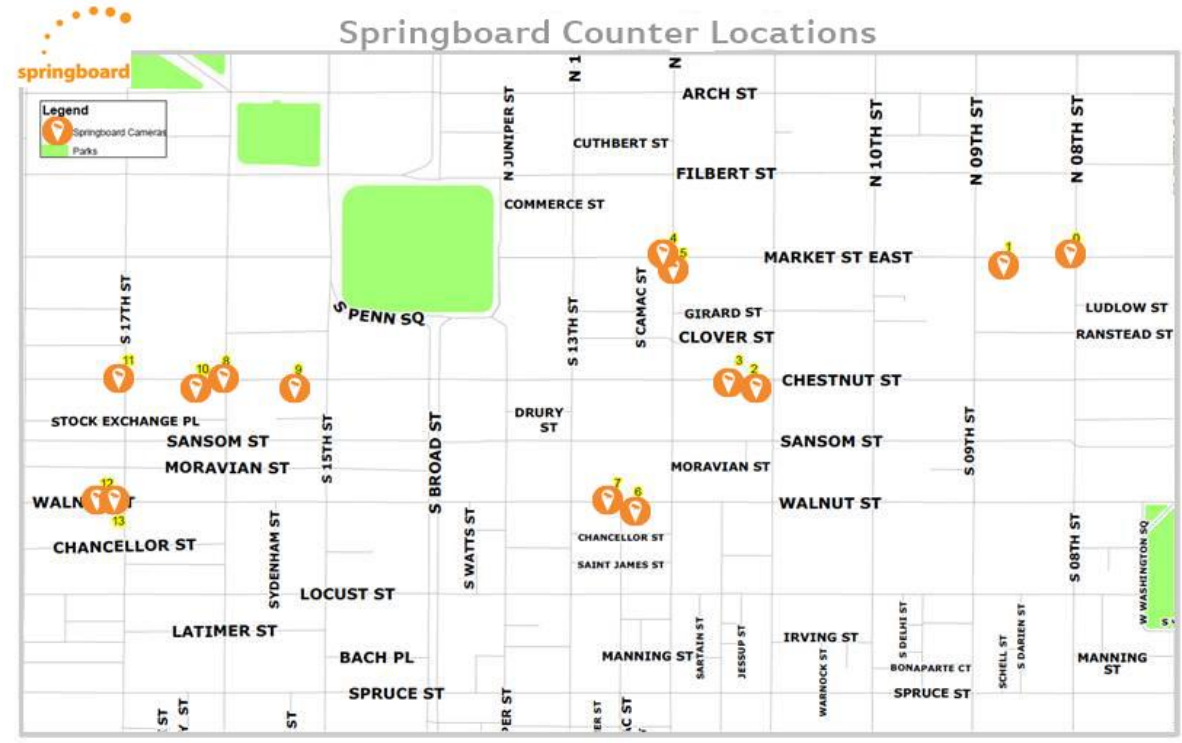


Map of Counting Locations



Example Camera Positions





Headlines for May 2012

Pedestrian activity in Center City Philadelphia was up ▲ 1.0% compared to last month

Pedestrian activity in Center City Philadelphia was up compared to same month last year

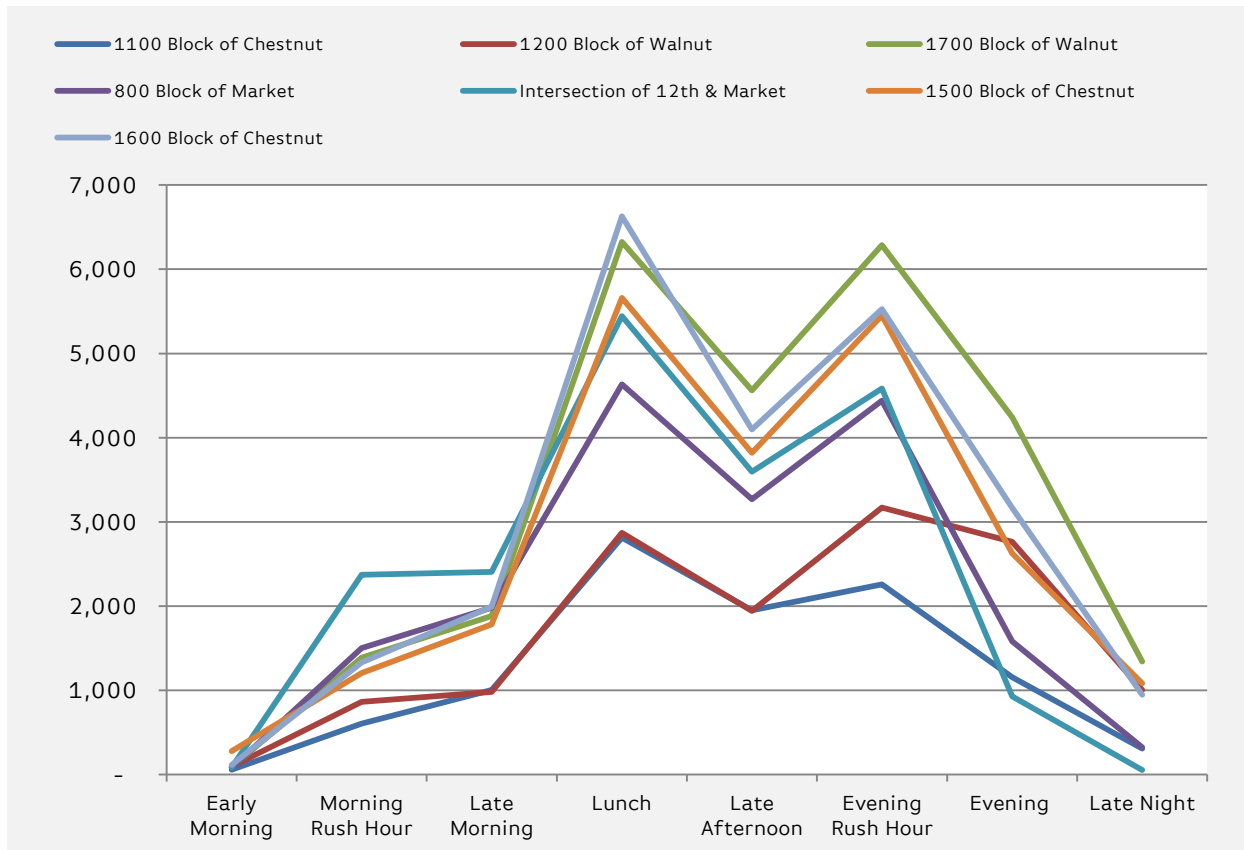
Average Daily Pedestrian Count – May 2012



	Average Weekday Pedestrian Activity		Average Weekend Pedestrian Activity	
	2012	2011	2012	2011
1100 Block of Chestnut	11,210	-	7,534	-
1200 Block of Walnut	13,897	-	13,199	-
1700 Block of Walnut	25,503	-	27,647	-
800 Block of Market	19,071	-	14,674	-
Intersection of 12th & Market	21,509	-	14,380	-
1500 Block of Chestnut	23,536	-	17,833	-
1600 Block of Chestnut	26,463	-	17,170	-



Average Daily Pedestrian Count by Time of Day  
May 2012



	1100 Block of Chestnut		1200 Block of Walnut		1700 Block of Walnut		800 Block of Market		Intersection of 12th & Market		1500 Block of Chestnut		1600 Block of Chestnut	
	2012	2011	2012	2011	2012	2011	2012	2011	2012	2011	2012	2011	2012	2011
Early Morning	58	-	97	-	89	-	82	-	86	-	278	-	115	-
Morning RH*	607	-	865	-	1,390	-	1,503	-	2,373	-	1,205	-	1,332	-
Late Morning	1,006	-	982	-	1,881	-	1,980	-	2,406	-	1,784	-	1,994	-
Lunch	2,814	-	2,869	-	6,326	-	4,635	-	5,442	-	5,661	-	6,627	-
Late Afternoon	1,951	-	1,943	-	4,561	-	3,270	-	3,597	-	3,819	-	4,098	-
Evening RH*	2,258	-	3,170	-	6,286	-	4,438	-	4,584	-	5,451	-	5,526	-
Evening	1,157	-	2,766	-	4,242	-	1,583	-	927	-	2,626	-	3,168	-
Late Night	309	-	1,006	-	1,342	-	323	-	56	-	1,083	-	948	-

Time of Day Key

Early morning: 4am-6am

Morning RH: 6am-9am

Late Morning: 9am-11am

Lunch: 11am-2pm

Late Afternoon: 2pm-4pm

Evening RH: 4pm-7pm

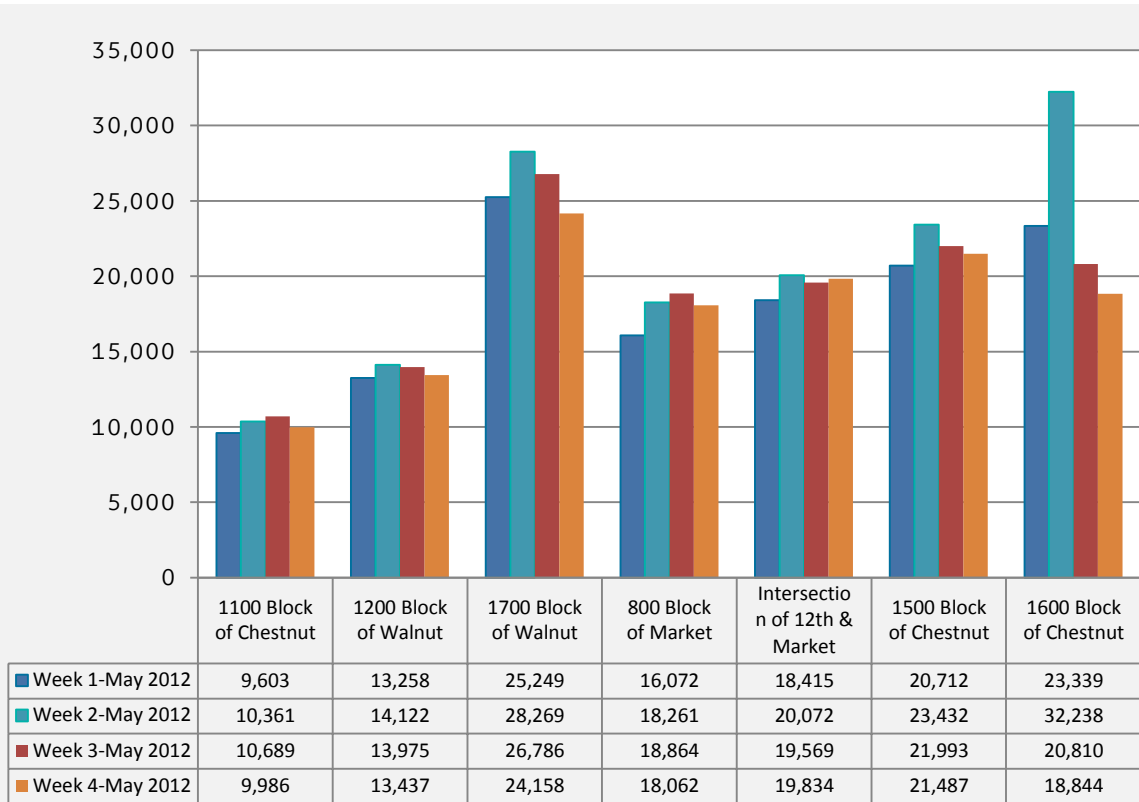
Evening: 7pm-11pm

Late Night: 11pm-4am

\*N.B. RH stands for Rush Hour



Average Pedestrian Count by Week-May 2012



	Week 1-May 2012		Week 2-May 2012		Week 3-May 2012		Week 4-May 2012	
	2012	2011	2012	2011	2012	2011	2012	2011
<b>1100 Block of Chestnut</b>	9,603	-	10,361	-	10,689	-	9,986	-
<b>1200 Block of Walnut</b>	13,258	-	14,122	-	13,975	-	13,437	-
<b>1700 Block of Walnut</b>	25,249	-	28,269	-	26,786	-	24,158	-
<b>800 Block of Market</b>	16,072	-	18,261	-	18,864	-	18,062	-
<b>Intersection of 12th &amp; Market</b>	18,415	-	20,072	-	19,569	-	19,834	-
<b>1500 Block of Chestnut</b>	20,712	-	23,432	-	21,993	-	21,487	-
<b>1600 Block of Chestnut</b>	23,339	-	32,238	-	20,810	-	18,844	-



Average Daily Pedestrian Count by Day of the Week – May 2012

