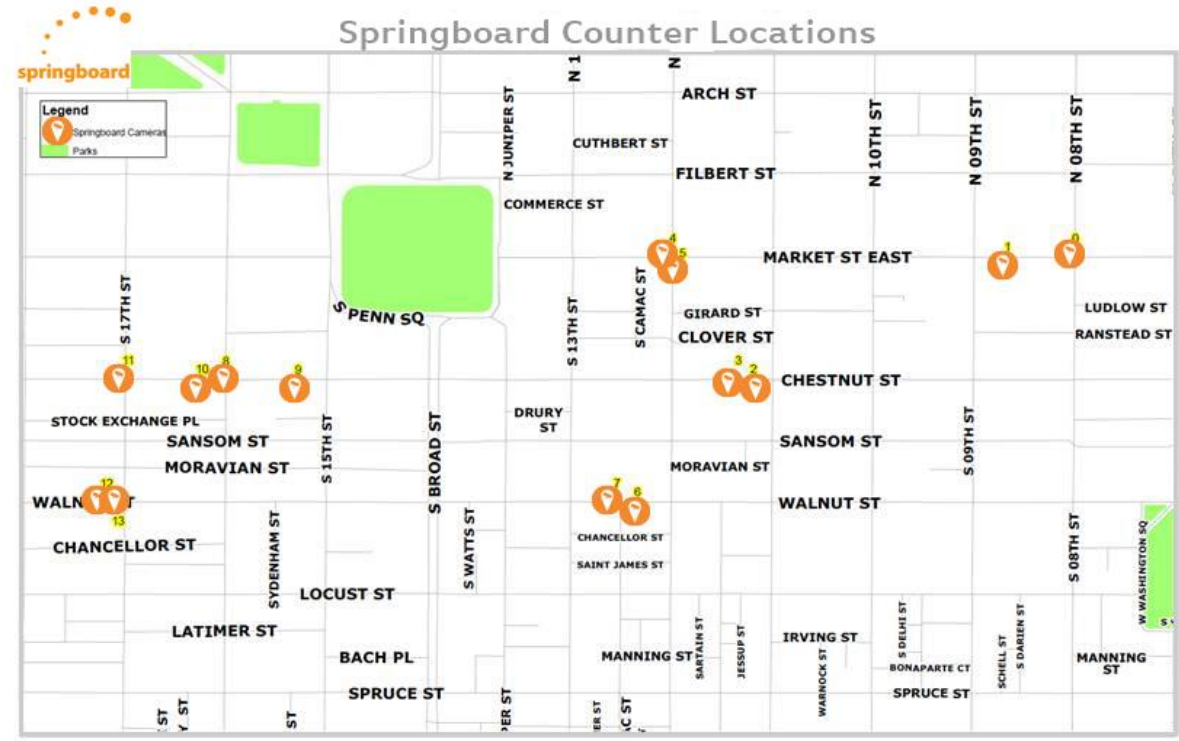


Map of Counting Locations



Example Camera Positions





Headlines for September 2011

Pedestrian activity in Center City Philadelphia was up ▼ -1.1% compared to last month

Pedestrian activity in Center City Philadelphia was up compared to same month last year

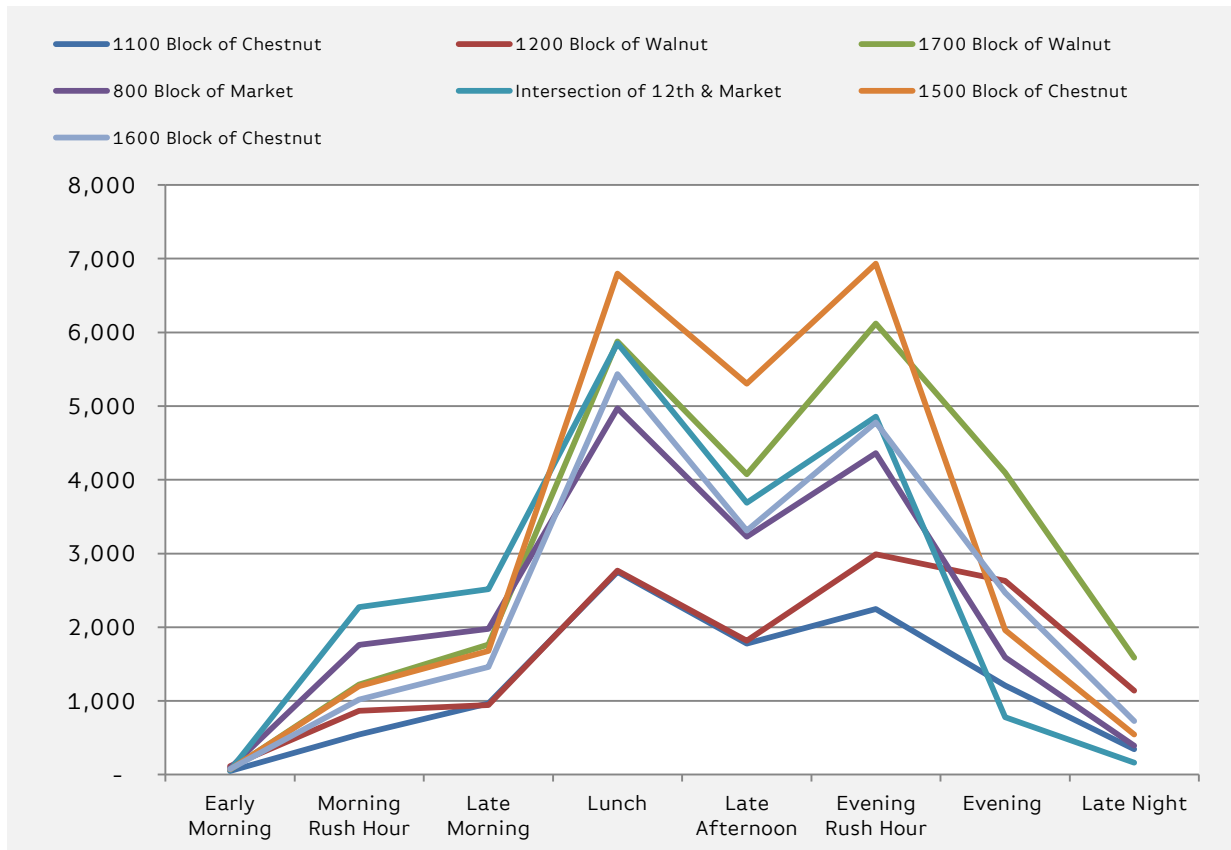
Average Daily Pedestrian Count – September 2011



	Average Weekday Pedestrian Activity		Average Weekend Pedestrian Activity	
	2011	2010	2011	2010
1100 Block of Chestnut	10,749	-	7,724	-
1200 Block of Walnut	13,260	-	13,262	-
1700 Block of Walnut	23,928	-	27,027	-
800 Block of Market	20,012	-	14,260	-
Intersection of 12th & Market	22,093	-	15,422	-
1500 Block of Chestnut	24,739	-	23,854	-
1600 Block of Chestnut	20,502	-	16,205	-



Average Daily Pedestrian Count by Time of Day
September 2011



	1100 Block of Chestnut		1200 Block of Walnut		1700 Block of Walnut		800 Block of Market		Intersection of 12th & Market		1500 Block of Chestnut		1600 Block of Chestnut	
	2011	2010	2011	2010	2011	2010	2011	2010	2011	2010	2011	2010	2011	2010
Early Morning	50	-	114	-	67	-	88	-	60	-	73	-	76	-
Morning RH*	544	-	866	-	1,223	-	1,760	-	2,274	-	1,198	-	1,017	-
Late Morning	964	-	943	-	1,766	-	1,979	-	2,516	-	1,676	-	1,461	-
Lunch	2,750	-	2,766	-	5,877	-	4,968	-	5,850	-	6,799	-	5,436	-
Late Afternoon	1,776	-	1,815	-	4,075	-	3,229	-	3,690	-	5,305	-	3,312	-
Evening RH*	2,248	-	2,989	-	6,119	-	4,362	-	4,856	-	6,931	-	4,777	-
Evening	1,209	-	2,628	-	4,099	-	1,592	-	778	-	1,959	-	2,468	-
Late Night	343	-	1,140	-	1,587	-	391	-	164	-	545	-	728	-

Time of Day Key

Early morning: 4am-6am

Morning RH: 6am-9am

Late Morning: 9am-11am

Lunch: 11am-2pm

Late Afternoon: 2pm-4pm

Evening RH: 4pm-7pm

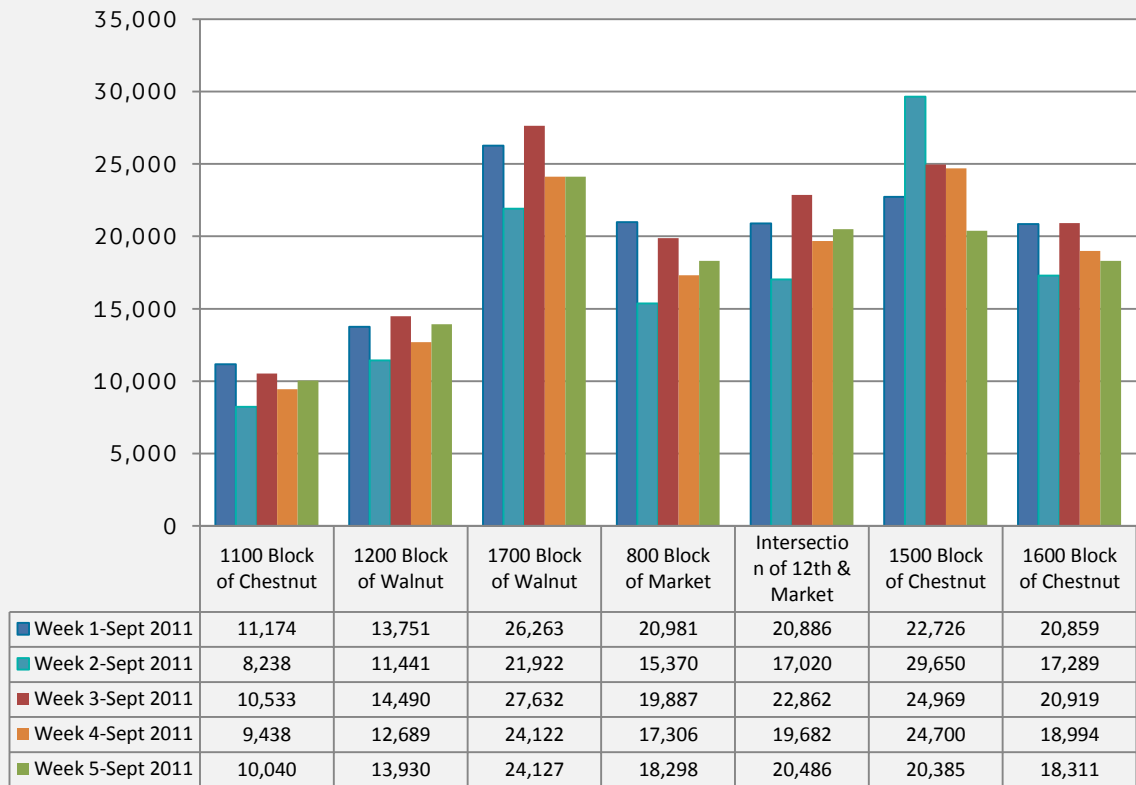
Evening: 7pm-11pm

Late Night: 11pm-4am

*N.B. RH stands for Rush Hour



Average Pedestrian Count by Week-September 2011



	Week 1-Sept 2011		Week 2-Sept 2011		Week 3-Sept 2011		Week 4-Sept 2011		Week 5-Sept 2011	
	2011	2010	2011	2010	2011	2010	2011	2010	2011	2010
1100 Block of Chestnut	11,174	-	8,238	-	10,533	-	9,438	-	10,040	-
1200 Block of Walnut	13,751	-	11,441	-	14,490	-	12,689	-	13,930	-
1700 Block of Walnut	26,263	-	21,922	-	27,632	-	24,122	-	24,127	-
800 Block of Market	20,981	-	15,370	-	19,887	-	17,306	-	18,298	-
Intersection of 12th & Market	20,886	-	17,020	-	22,862	-	19,682	-	20,486	-
1500 Block of Chestnut	22,726	-	29,650	-	24,969	-	24,700	-	20,385	-
1600 Block of Chestnut	20,859	-	17,289	-	20,919	-	18,994	-	18,311	-



Average Daily Pedestrian Count by Day of the Week – September 2011

